
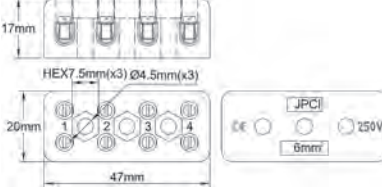

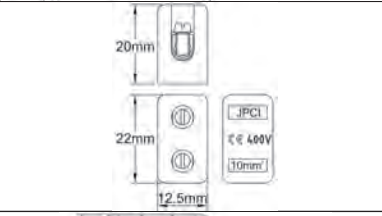

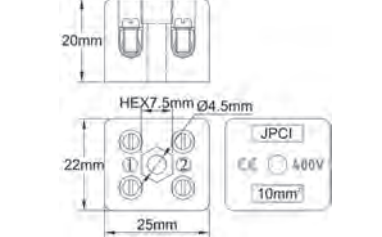

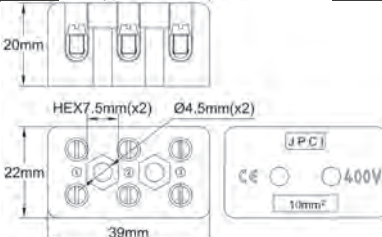

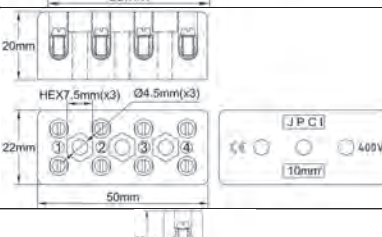

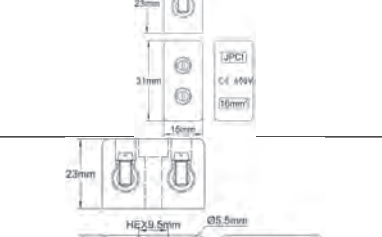

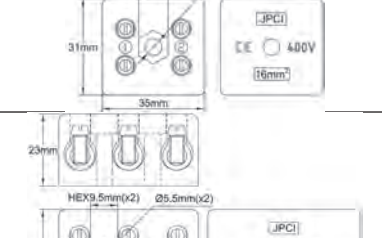

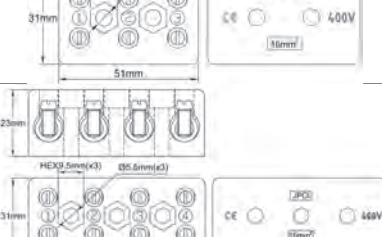




Glazed ceramic connection blocks. Nickel plated connectors

Because of permanent improvement of our products, drawings, descriptions, features used on these data sheets are for guidance only and can be modified without prior advice

		4	47x20x17	3 x 4.1, distance 12 mm	M3	3.5	41	6	2.5; 4 (6mm ² rigid only)	33	BN4N4
		1	12x23x20	0	M3.5	4.3	57	10	4 ; 6; (10 mm ² rigid only)	13	BP1P1
		2	25x23x20	1 x 4.5	M3.5	4.3	57	10	4 ; 6; (10 mm ² rigid only)	26	BP2P2
		3	39x23x20	2 x 4.5 distance 13 mm	M3.5	4.3	57	10	4 ; 6; (10 mm ² rigid only)	42	BP3P3
		4	52x23x20	3 x 4.5 distance 13 mm	M3.5	4.3	57	10	4 ; 6; (10 mm ² rigid only)	51	BP4P4
		1	16x31x23	0	M4	5.5	76	16	6 ; 10; (16 mm ² rigid only)	27	BQ1Q1
		2	35x31x23	1 x 5.5	M4	5.5	76	16	6 ; 10 ; 16	58	BQ2Q2
		3	51x31x23	2 x 5.5 distance 18 mm	M4	5.5	76	16	6 ; 10 ; 16	81	BQ3Q3
		4	69x31x23	3x5.5 distance 18 mm	M4	5.5	76	16	6 ; 10 ; 16	103	BQ4Q4

* Recommended clamping torque M3: 0.6 Nm, M3.5: 0.8Nm, M4 : 1.2Nm

** Test current upon IEC60998-1.

*** These ceramic blocs also exist with stainless steel pressure plate, Add « P » behind the reference

